

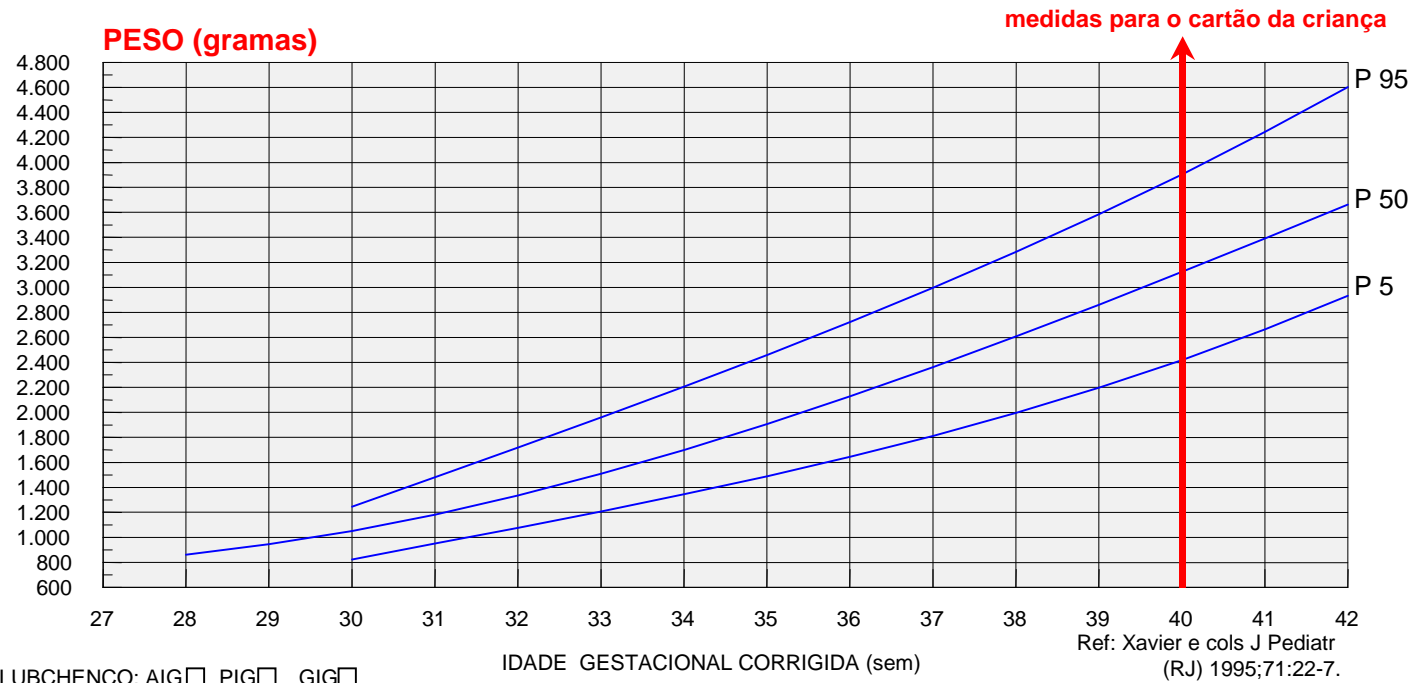
CURVAS PARA ACOMPANHAMENTO DO PESO, PERÍMETRO CEFÁLICO E COMPRIMENTO DOS RECÉM-NASCIDOS PREMATUROS

PREMATUROS SEXO MASCULINO

CRESCIMENTO RNPT MASCULINO - HOSPITAL _____

RN DE: _____ REG: _____

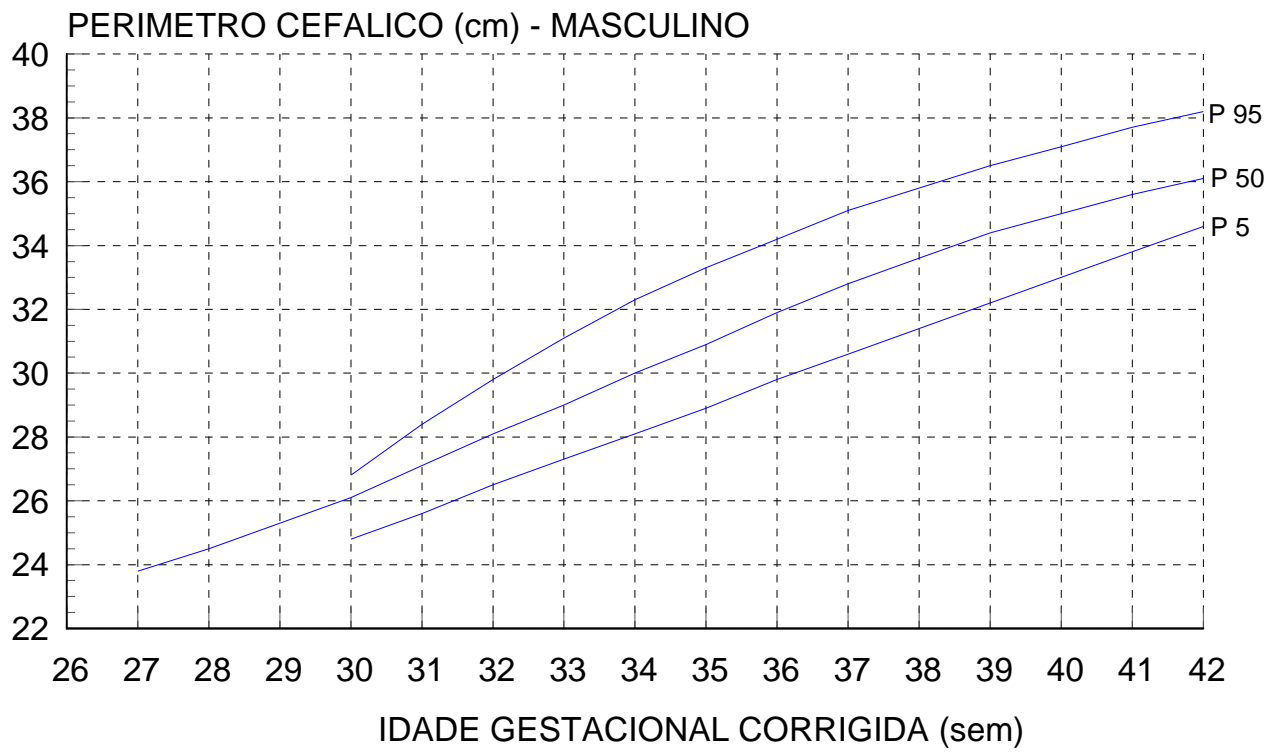
DN: __/__/__ IG(DUM): __sem__dias IG(E. clinico): __sem__dias

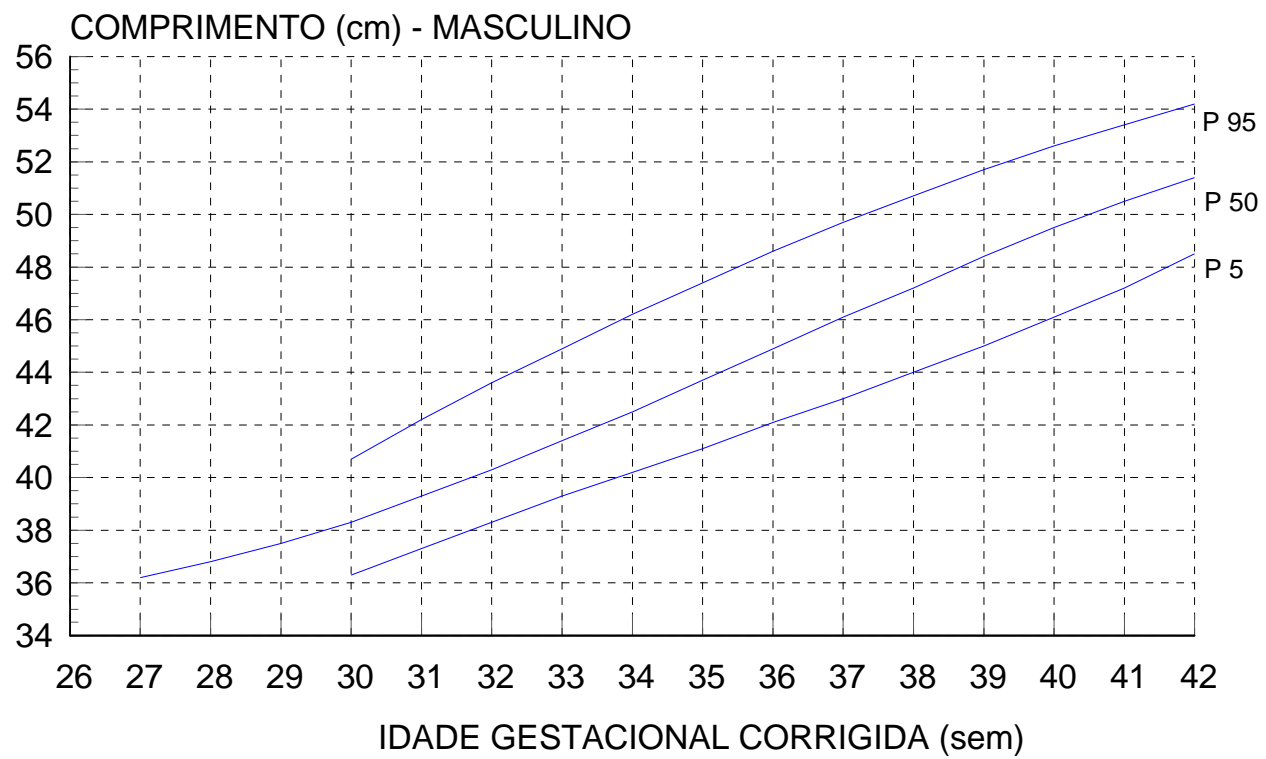


LUBCHENCO: AIG PIG GIG

ANTROPOMETRIA

AO NASCER: Peso: _____ Comp: _____ PC: _____	Data: __/__/__ I. Gest. Corrigida: _____	Peso: _____ Comp: _____ PC: _____	Data: __/__/__ I. Gest. Corrigida: _____
Data: __/__/__ I. Gest. Corrigida: _____	Peso: _____ Comp: _____ PC: _____	Data: __/__/__ I. Gest. Corrigida: _____	Peso: _____ Comp: _____ PC: _____
Data: __/__/__ I. Gest. Corrigida: _____	Peso: _____ Comp: _____ PC: _____	Data: __/__/__ I. Gest. Corrigida: _____	Peso: _____ Comp: _____ PC: _____
Data: __/__/__ I. Gest. Corrigida: _____	Peso: _____ Comp: _____ PC: _____	Data: __/__/__ I. Gest. Corrigida: _____	Peso: _____ Comp: _____ PC: _____





PREMATUROS DO SEXO FEMININO

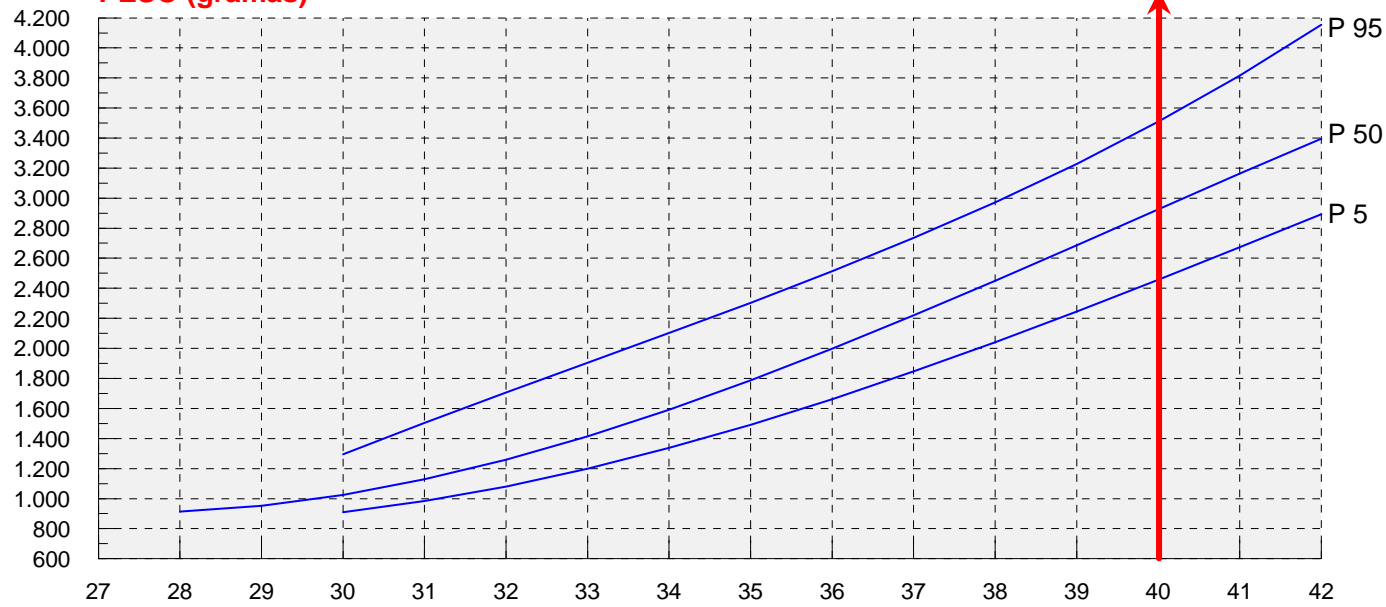
CRESCIMENTO RNPT FEMININO - HOSPITAL

RN DE: _____ REG: _____

DN: __/__/__ IG(DUM): __sem__dias IG(E. clinico): __sem__dias

PESO (gramas)

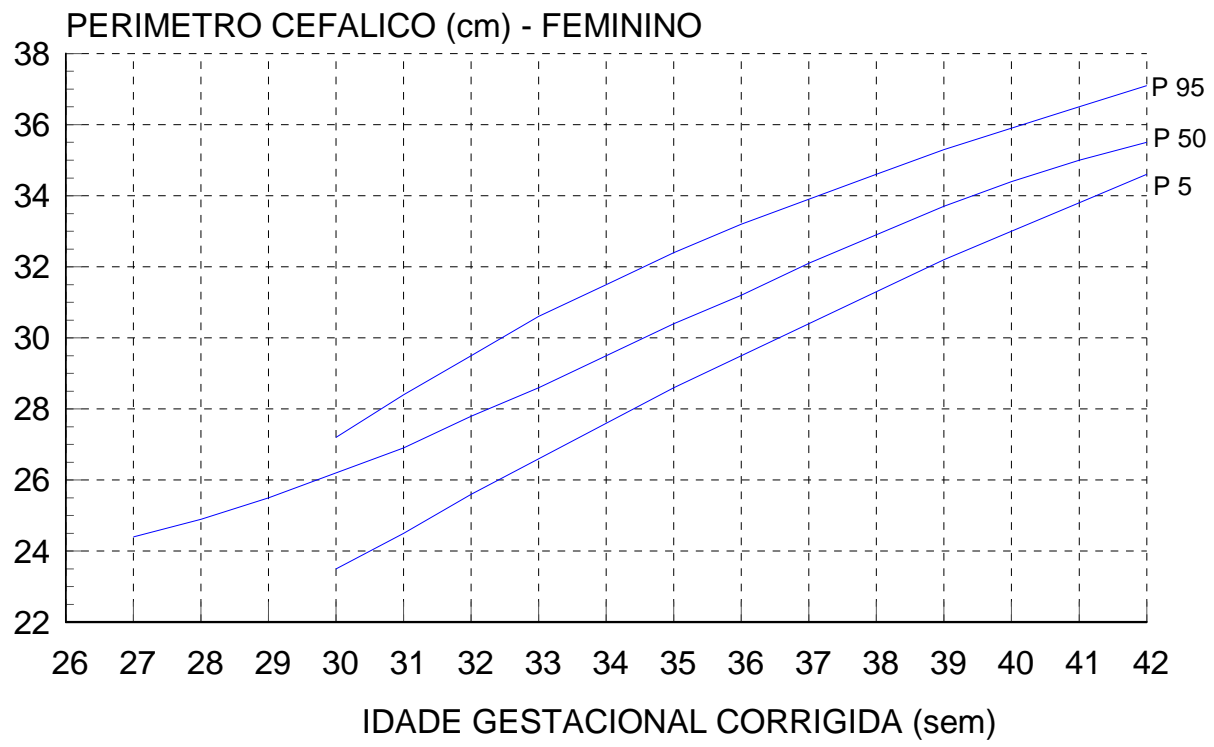
medidas para o cartão da criança

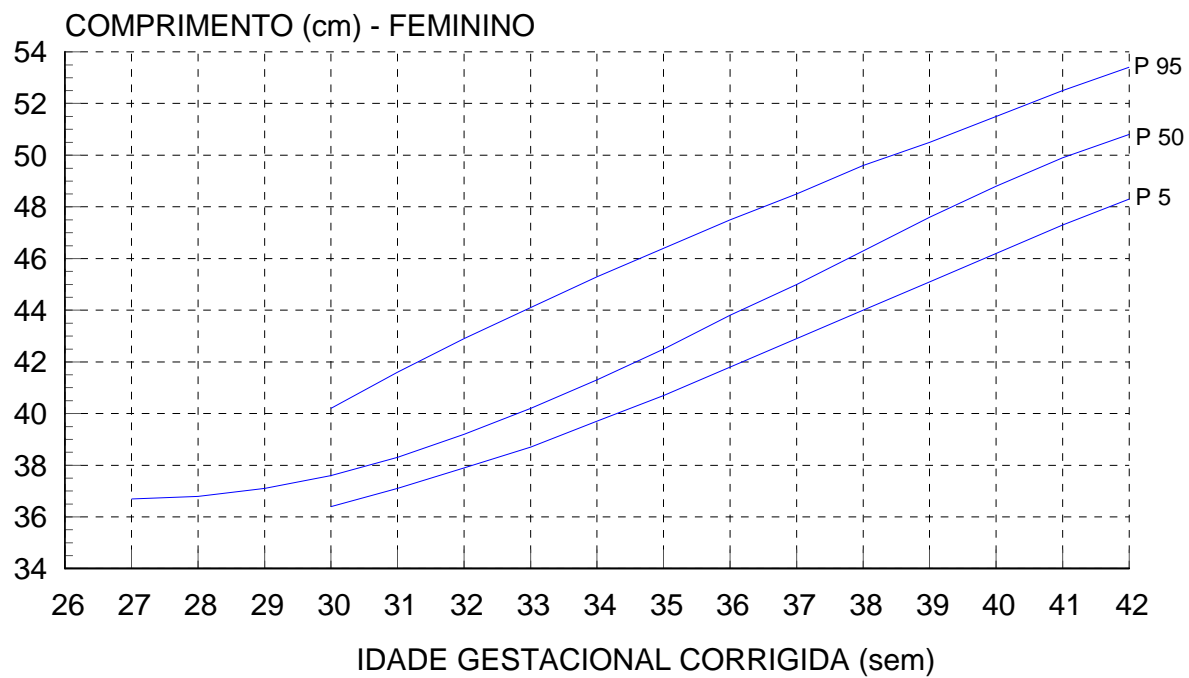


Ref: Xavier e cols J Pediatr (RJ) 1995;71:22-7.

LUBCHENCO: AIG PIG GIG

ANTROPOMETRIA AO NASCER: Peso: _____ Comp: _____ PC: _____
 Data: __/__/__ I. Gest. Corrigida: _____ Peso: _____ Comp: _____ PC: _____
 Data: __/__/__ I. Gest. Corrigida: _____ Peso: _____ Comp: _____ PC: _____
 Data: __/__/__ I. Gest. Corrigida: _____ Peso: _____ Comp: _____ PC: _____
 Data: __/__/__ I. Gest. Corrigida: _____ Peso: _____ Comp: _____ PC: _____





Fonte: Xavier, CC, Abdallah VOS, Silva BR. Mucillo G, Jorge SM, Barbieri MA.
Crescimento do recém-nascido pré-termo. J Peditr (Rio) 1995: 71: 22-7